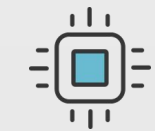


Cloud and IoT

Application Development



A mix of backend and frontend ingredients designed to accelerate your deployment



Device Management



Friendly APIs and Communication Protocols



Time-Series Architecture




User Management



Custom Branding

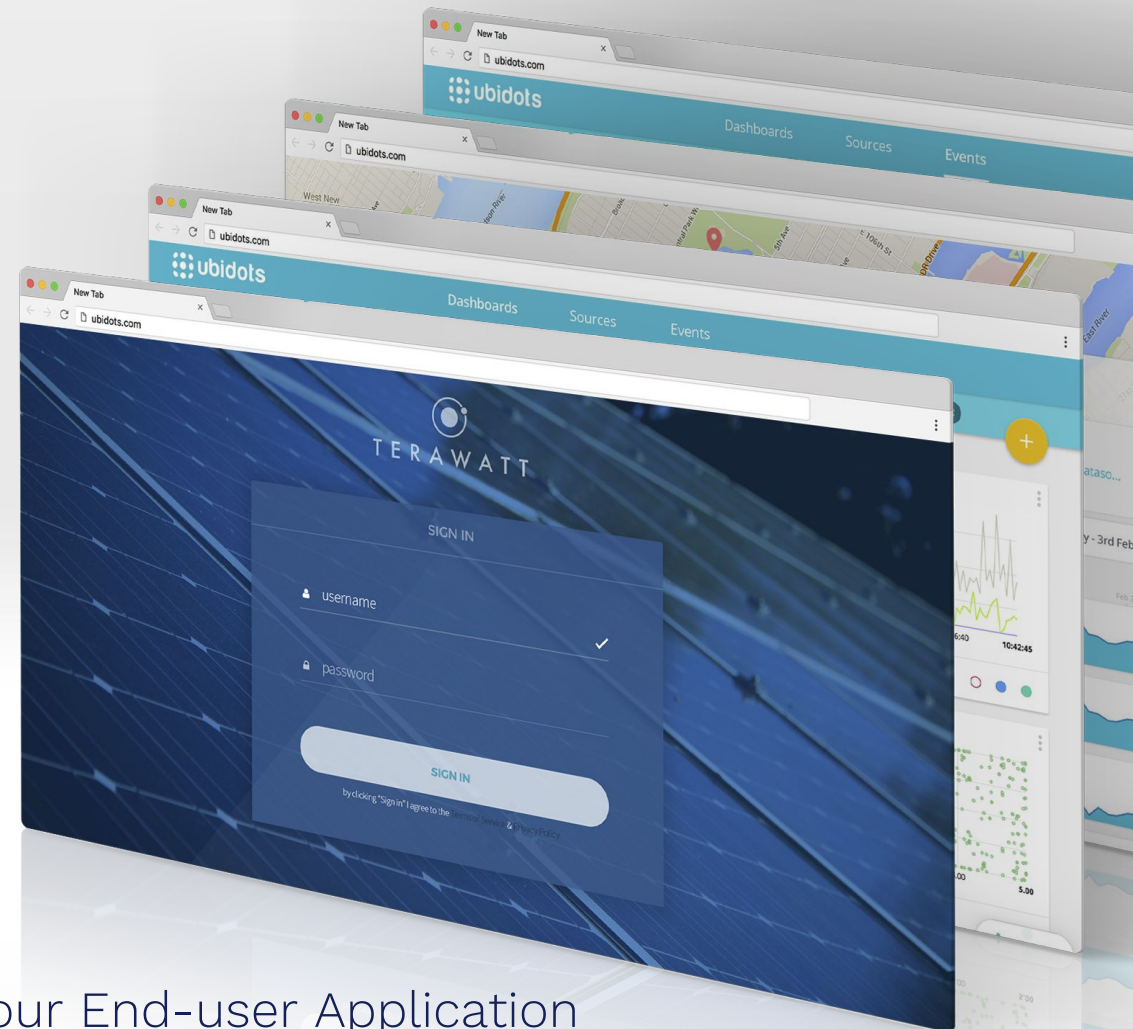


Point-and-Click Dashboard Development



Ubidots IoT Application Enablement...

Your End-user Application



Customize Real-time Dashboards

Develop applications and display your data using a point-and-click dashboard builder, plus per device and per variable displays.



Table Historical



Switch



Multiline



Multimarkers



Map



Line Chart



Indicator



Gauge



Metric



Control



Table



Maptrace



Indicator



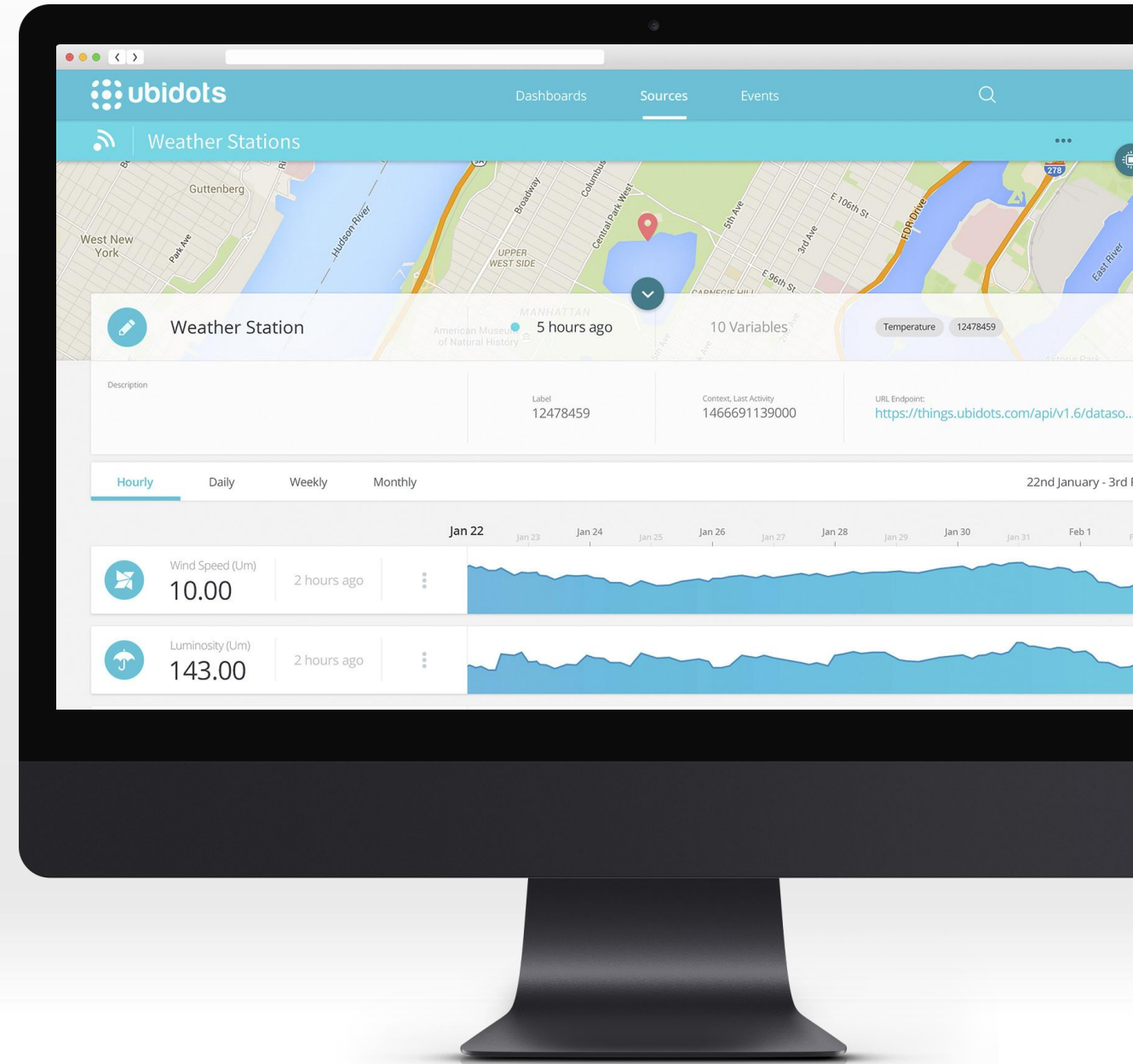
Scater



Subcat

Optimized Time-series Architecture

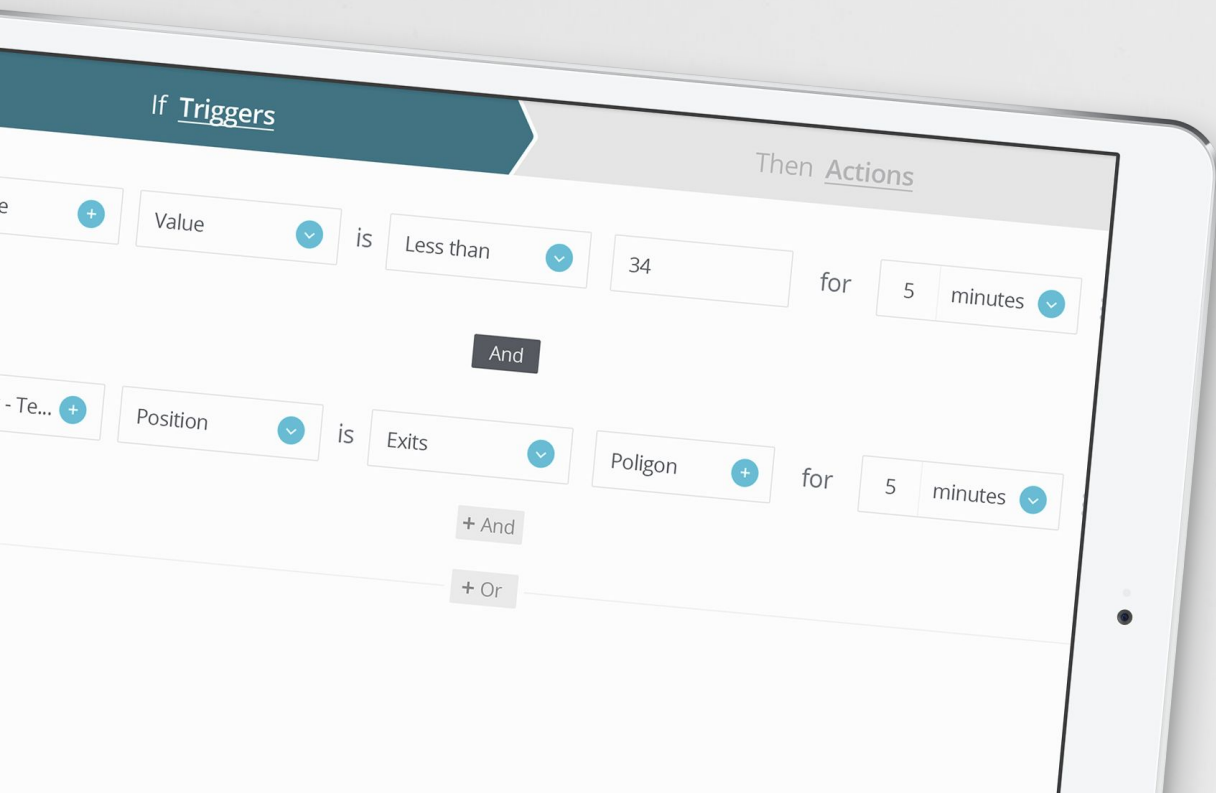
- Standard 2 years rolling data storage, computation, and retention.
- No maximum usage ceiling.
- Efficient data retention from global data centers.
- Maximal Uptime with SLA options available.



Trigger and Alert Engine

Create logical conditions to trigger alerts:

- Value-based (IF $x > 10$ THEN...)
- Geofence (IF x enters area THEN...)
- Inactivity (IF x has been inactive for y mins...)



Send alerts to those who need the information most with:



•SMS



•Webhooks



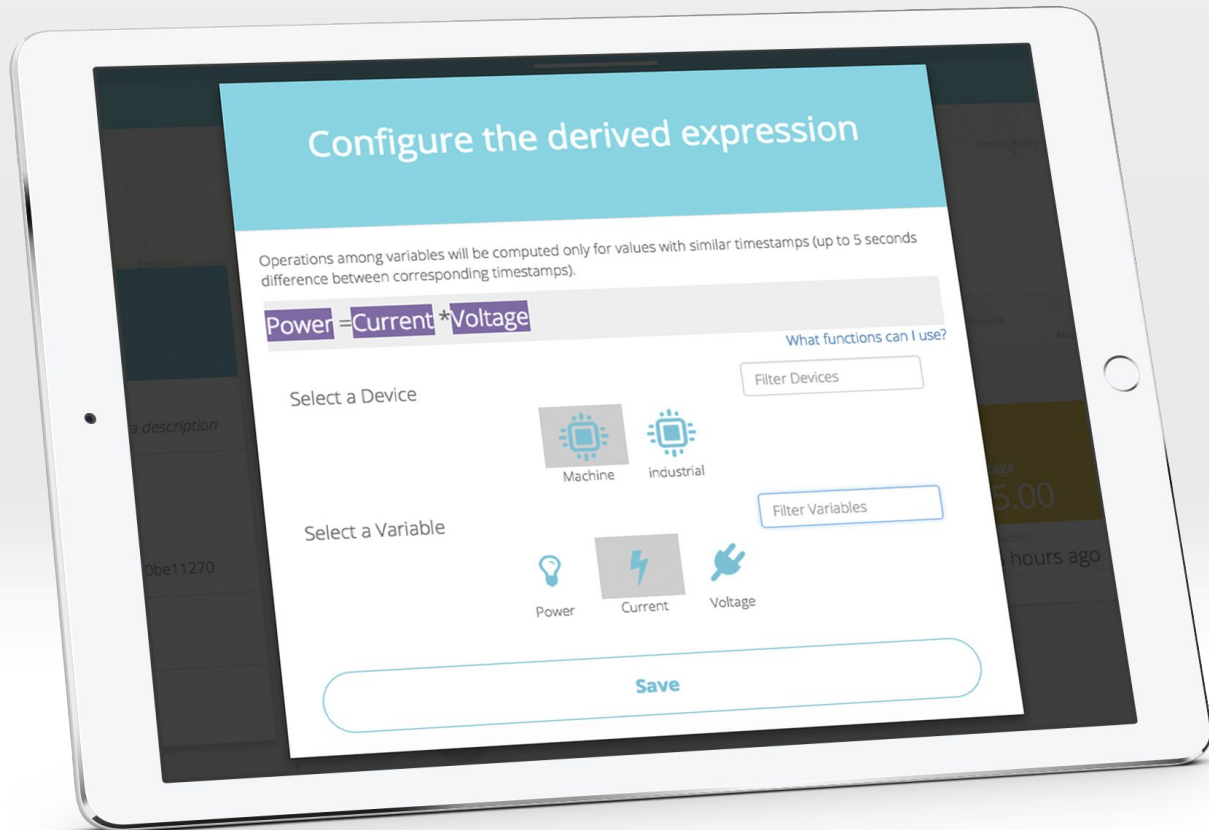
•Email



•Telegram

Math and Stats Engine

Perform algebraic, geometric, logarithmic, and statistical functions with a friendly user interface to bypass offsite calculations.




Supported operations include:

- Arithmetic operators: +, -, *, /
- Ceil (x)
- Floor (x)
- Tan (x)
- Cos (x)
- Sin (x)
- Log (x[, base])
- Sqrt (x)
- Sqrt (x)
- Abs (x)
- Round (x [, ndigits])
- Previous (x)
- Mean
- Maximum
- Minimum
- Count
- Sum

Create new derived variables based on existing data and operations.

Organizational and User Management

Fully Embed business logic and workflows into your application with device management, dashboard provisions, and custom alerts across different users and organizations.



Customize Branding & Domains to your Likeness

Deploy end-user portals with your own branding.

Fully customizable:

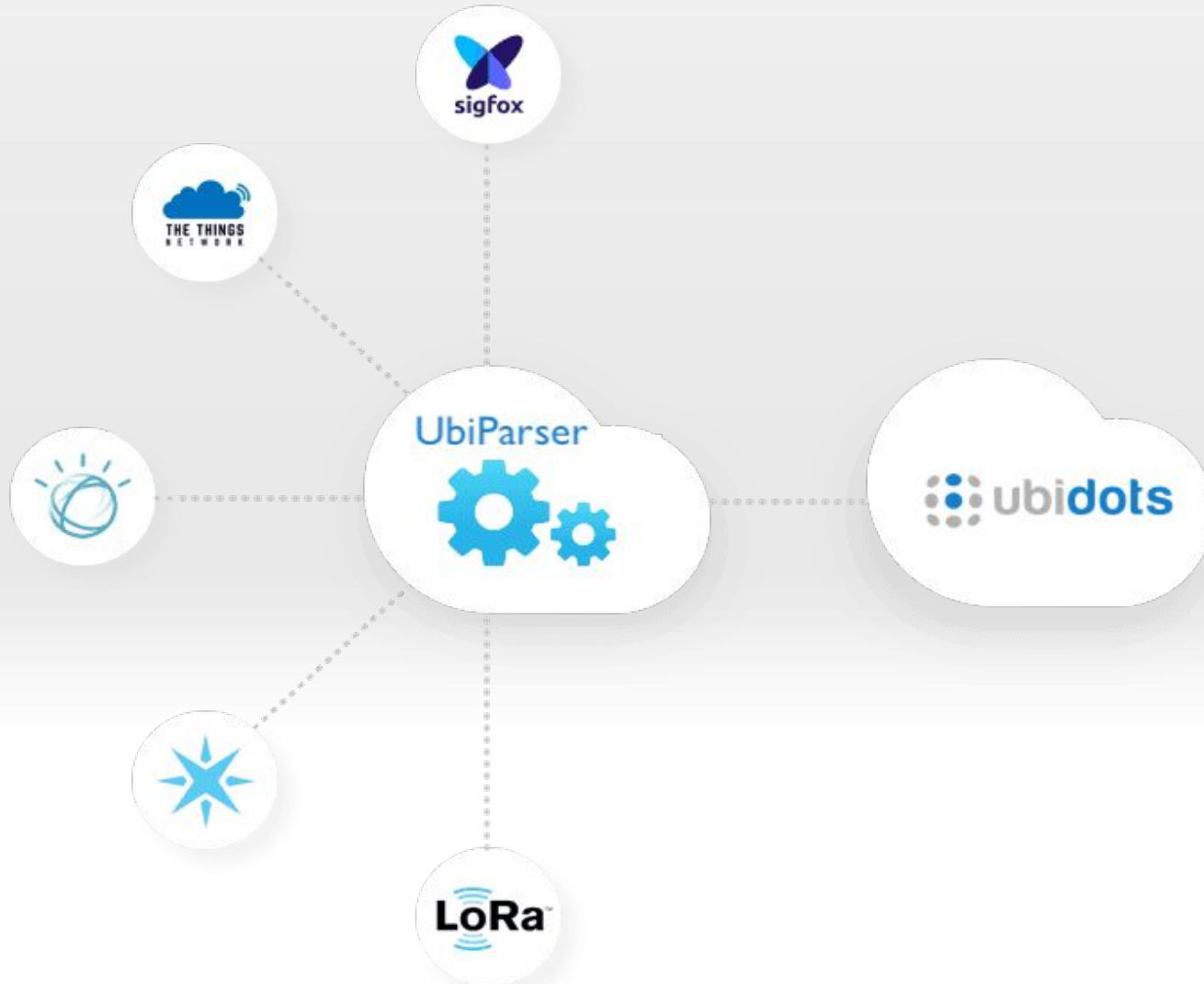
- App logos
- Favicons
- Loader Icons
- Background Images
- Header and Subheader Colors
- Variable Colors
- Device Colors
- Button Colors
- Etc.



Friendly APIs to connect over HTTP, MQTT, TCP, & UDP



Parse 3rd data and analytic overlays to automate and control



Create your own API and parse data into a Node.js cloud GET or POST HTTP function extending your connected solutions beyond the boundaries of Ubidots architecture to further merge the digital world with our physical world to drive decision-making.

Extend the monitoring and data analytics of your applications with API integrations like Weather Underground, IBM's Watson, Google Locations, Zapier, and more.

Reach out to Ubidots and start connecting the dots



email: sales@ubidots.com

twitter: [@ubidots](https://twitter.com/ubidots)

website: ubidots.com

